

AGENDA PLACEMENT FORM

(Submission Deadline – Tuesday, 12:00 PM before Regular Court Meetings)

Date: March 6, 2023

COMMISSIONERS COURT

Meeting Date: March 13, 2023

MAR 13 2023

Submitted By: April Long

Department/Office: County Clerk

Approved

Signature of Director/Official: 

Agenda Title:

Consideration of Expenditures from Special Fund 0450: Records Archives County Clerk in the amount of \$855,901.97.

Public Description (Description should be 2-4 sentences explaining to the Court and the public what action is recommended and why it is necessary):

Expenditure is for the preservation, imaging and indexing of Deed of Trust Records from Kofile Preservation for the County Clerk's Office, with the purchase to be made under the State of Texas Comptroller of Public Accounts Texas Multiple Award Schedule (TXMAS), Contract No. TXMAS-18-3602. The project will be paid for with budgeted funds and split between FY 23 and FY 24.

(May attach additional sheets if necessary)

Person to Present: April Long

(Presenter must be present for the item unless the item is on the Consent Agenda)

Supporting Documentation: (check one) PUBLIC CONFIDENTIAL

(PUBLIC documentation may be made available to the public prior to the Meeting)

Estimated Length of Presentation: 10 minutes

Session Requested: Consent Agenda (Action Item, Workshop, Consent, Executive)

Check All Departments Requiring Notification:

County Attorney IT Purchasing Auditor

Personnel Public Works Facilities Management

Other Department/Official (list) _____

February 24, 2023

April Long
Johnson County Clerk

Preservation, Imaging, and Indexing Deed of Trust Records

SUBMITTED BY:

Jack Morris
Account Executive
jack.morris@kofile.com
(214) 729-6885

Kofile 

6300 Cedar Springs Road, Dallas, TX 75235
p: 214.442.6668 | f: 214.442.6669
info@kofile.com | www.Kofile.com

Dear April Long,

This proposal addresses Johnson County Clerk's Deed of Trust records and is presented by Kofile Technologies, Inc. (Kofile). Quoted services include conservation treatments, rehousing, imaging, and indexing. Archival rehousing includes encapsulation and loose-leaf binding into Archival Recorder Binders. Note that prices for the inventory herein are good for 90 days from the date of this assessment.

Kofile Technologies, Inc. (Kofile) is uniquely qualified to complete Johnson County Clerk's modernization goals by taking an innovative approach to this project to ensure a successful outcome. Kofile's basis for success is decades of experience, realistic solutions, and professional analysis and each project is unique and deserves special attention. Our team provides realistic solutions, professional analysis, and innovative archival products to equip records stewards with the information and resources needed to preserve collections.

Kofile performs all services in accordance with the Code of Ethics & Guidelines for Practice of the American Institute for Conservation (AIC).

Preservation minimizes the chemical and physical deterioration of the page which prolongs the existence and useful life of the original format. Preservation can include removal of the original from public access, creating a security copy, treatment, stabilization, preventative care, or digitization - or any maintenance or repair of the existing resource.

AREAS OF CONCERN

Sound preservation ensures accessibility to these irreplaceable and permanent documents forever.

Acidic Paper

Past papermaking utilized bleach to obtain white sheets. As a result, this paper becomes increasingly acidic as evidenced by embrittlement and yellowish-brown discoloring. Paper also embrittles when relative humidity drops or fluctuates.

Acidic Ink

Acidic inks can "eat" or "burn" through a sheet. Unmonitored temperature and relative humidity (RH) accelerate this process. Inks can also fade with exposure to UV light. Historically, iron gall inks were the standard. These inks contain sulfuric acid - which fades with time. With proper treatments, chemical breakdowns (such as acid hydrolysis) are remedied.

Mechanical Damage (Use & Abuse)

Everyday use greatly affects collections. Sheets bear signs of grime and the natural oils of hands. Exposed sheets are susceptible to damage and loss. Dirt and other pollutants can serve as ignition sources and weaken exposed paper. Exposed fragments become abused even with careful use.

Binding Margin

The binding margins of many volumes are compromised due to guillotining. In order to rebind and protect these sheets, encapsulation is the only solution. If a volume were rebound as is, without encapsulation, vital information would be lost in the binding margin.

Always question vendors if they recommend power cutters (guillotining) to dismantle sewn books. Kofile never attempts any procedure that could result in a loss of text or weaken the integrity of the

paper. A sheet's binding margin should never be compromised.

Broken Book Block

Once a binding fails, damage escalates. Sheets are free to drift from the protection of the book block. With exposure, fragments become abused and susceptible to loss.

Failing Index Stacks

Index Books sustain the most use. Thus, they suffer greater risks of text loss and sheet deterioration. Paper strength is completely depleted from continuous use. Eventually, tabs and sheet fragments are lost. Immediate attention is required.

Tape & Non-Archival Adhesives

The Library of Congress warns about the culprits of "pressure sensitive tapes—such as scotch, masking, 'invisible,' quick-release, cellophane, and even so-called 'archival' tapes"—all are unstable. These tapes and adhesives "will stain the paper and may cause inks and colors to 'bleed.' Many lose their adhesive properties and fall off with age, leaving behind a residue that is unsightly, damaging to the item and difficult to remove."

Adhesive stains lead to issues during imaging. Awarding a low-bid imaging and microfilm project may result in illegible images. To enhance image quality, conservation is essential. A conservator can remove water-based, synthetic, and pressure sensitive adhesives.

Page extenders are an inappropriate "quick fix" to a prevailing problem. To save this collection, the underlying issues causing the deterioration of the sheets' margins need correcting. The acid content of the sheet extenders only adds to the chemical breakdown of the paper's fibers.

Lamination Removal

Kofile conservators address the "Laminate" process to the fullest extent possible. Conservators reverse the process and remove the laminate using a proprietary solvent solution. The possibility of removing the "Laminate" depends on careful testing at our conservation lab. In a small percentage of cases, the adhesive is resistant to the solvent solution and cannot be removed safely. Conservators will not attempt removal if the removal process will damage either the document's paper or ink. If conservators cannot remove the laminate safely, Kofile will contact Johnson County Clerk directly to discuss alternatives.

Non-Archival Quality Materials

The off gasses of deteriorating metals contribute to the chemical breakdown of paper. Major culprits include the metal content of book spines, the surrounding physical environment, and non-archival fasteners (such as binder clips, paper clips, and staples). These off gasses eventually destroy the fabric of the volume. Another symptom of metal oxidation is foxing, or foxlike (reddish and brown color) stains or blotches on paper.

TEMPERATURE & HUMIDITY MONITORING

While temperature and limited air circulation are crucial to a document's longevity, humidity and water are the most destructive threats.

Relative Humidity (RH) refers to the amount of water vapor present in the air. Maintaining a set point

of 40-45% RH is optimal, but costly. The maximum acceptable total RH variation, or operating range, is 5% on either side of this set point. RH should never exceed 55% or drop below 30%.

Even slight changes in temperature can double the natural aging rate of paper. In reality, temperature and RH are not consistent in a local courthouse (especially on weekends).

Temperatures above 75°F and RH higher than 60% encourage mold and other bacteria growth within 48—72 hours.

Red inks smear first then blue inks and lastly black inks.

After exposure to water, pages adhere to one another when in a compressed environment. Separation without loss of text and water soluble inks (such as signatures) is vital. These records are extremely fragile.

The mitigation of mold or micro-organics (which can result with the introduction of water or humidity fluctuations), should only be attempted by a trained professional. Water damage can also lead to other issues such as binding failure. The necessary treatments are time consuming and require a highly skilled conservator.

Visit the Image Permanence Institute (IPI) at www.dpcalc.org to explore the correlation of temperature and RH on natural aging, mechanical damage, mold risk, and metal corrosion (as exemplified above). The image above is property of IPI.

TREATMENT SPECIFICATIONS

Kofile regularly addresses historical and permanent documents, including manuscripts, typescripts, negative Photostats, tri-folds, blueprints, re-creations, plats, and maps. No treatment, repair, or maintenance is used that is not 100% reversible.

Dismantle

Original binding materials, such as threads and adhesive residues, are carefully removed. Old manuscripts often have protein-based binding adhesives such as fish, bone, or rabbit skin glues. The application of steam with specialized equipment can soften the materials that are otherwise difficult to remove. Guillotine cutters are never employed. If trimming is necessary, it is accomplished with handheld scissors or specialized shears designed for trimming fragile sheets carefully and accurately. One document is cut at a time to ensure no text is lost.

Surface Cleaning

Surface cleaning sheets removes materials and deposits including dust, soot, airborne particulate, sediment from water damage, mold/mildew residue, active micro-organic growth, insect detritus, or biological or mineral contaminants. Tools include a microspatula, soft dusting brush, latex sponge, powdered vinyl eraser, or soft block eraser.

Removal of Fasteners

Kofile removes fasteners, page markers, and any metal mechanisms. Fasteners, such as binder clips, staples, paper clips, string ties, rubber bands, brads, straight pins, etc., cause damage in short periods. This includes physical damage (decreased paper strength due to punctures or distortion) and chemical damage (rust).

Removal of Tape, Adhesives, Varnish, or Old Repairs

Varnish, tape, and adhesive residue are reduced as much as possible without further degrading the original. When possible, peelers and tape are removed with two primary mechanical techniques: Heat Removal or Peeling. Heat removal is used when adhesive is loose, old, or brittle. Peeling is used

when removal by heat is unnecessary. Solvents are a last resort, and local application occurs only after testing.

A microspatula (sometimes heated) coaxes threads, tape, and glue from the paper. A Hot Tools remover can soften adhesive for removal. Dial-Temp controls the transfer of heat and guards against scorching. Remaining adhesive is treated with a gum compound eraser.

Adhesive reduction begins with the most benign process. If mechanical tape removal is unsuccessful, the next alternative is chemical. This is either a local or spot treatment or immersion in a solvent bath. Kofile ensures that its laboratories are equipped to process chemical treatments correctly and safely. Previous repairs that cannot be removed safely will remain.



If possible, water-soluble repairs are removed with water or steam. Only fully-trained, experienced, and supervised staff attempt removal of water-soluble repairs. While iron gall ink is safe for aqueous treatment, many inks may fade and compromise legibility. Extensive testing is required.

Flattening and Humidification


Improperly stored paper becomes inflexible and retains a memory of the storage position. Kofile's technicians are experienced with all methods and tools to "flatten" paper including the use of tacking irons, heat presses, and an Ultrasonic Humidification Chamber.



After careful testing, the Ultrasonic Humidification Chamber is used to correct the most fragile documents folds and bends. This significant investment, with which other private labs are rarely equipped, represents Kofile's foresight and commitment to offering the best available technology.


Mending torn paper is an art form and requires a variety of materials depending on the paper's color, tone, condition, and weight. The length of the tear(s) and the degree of embrittlement or fragmentation are also concerns. Kofile generally mends tears greater than 1/2" if the document is going to be encapsulated.

A specialized paper and paste is commonly used and all mending materials are acid free and reversible. Mending strips are cut so the edge of the paper visually integrates with the page without clashing aesthetically or historically. Fragmented edges, folds, tears, cracks, voids, and losses are all mended in this fashion. The mending paper used is strong and is transparent after application and while visible to the trained eye, it does not distract from the document.



A low-temperature, acrylic adhesive that bonds to the paper may also be used for reinforcement of damaged sheets. Kofile also constructs its own version with acid-free tissue paper and liquid acrylic adhesive.


An 1848 Probate Record before and after treatment. The image to the right shows the page after deacidification, tape removal, and mending with archival tissue.



Deacidification

Deacidification is only performed after careful pH and compatibility testing. Kofile is equipped with multiple custom-built spray exhaust booths. All are routed through a HVAC system for optimum performance.

A commercially-prepared buffer solution is applied to both sides of the sheet with compressed air sprayer equipment (see right picture). The solution is non-flammable and non-toxic. The active ingredient, magnesium oxide, neutralizes acid and provides an alkaline reserve. This chemical is inert, safe, and does not degrade the sheet.



Once the buffer is applied, the paper's pH alters slowly. After deacidification, random testing ensures an 8 pH with a deviation of no more than 2-4%.

Encapsulation

In archival encapsulation, the document floats freely and is not taped or glued to the pocket. Kofile uses SKC SH725 polyester (Polyethylene Terephthalate - PET) which is the most inert, rigid,

dimensionally stable (dimstab), and strongest plastic film. Otherwise known as Mylar® Type D or Melinex® 516, it is crystal clear, smooth, odorless, and is resistant to distorting or melting in case of fire.

Each sheet is encapsulated in a 2 mil patented polyester pocket: Lay Flat Archival Polyester Pocket™, US Patent #7,943,220 B1, 5/17/2011. This pocket is welded closed on three sides, and a Reemay® strip, or spunbond polyester, statically seals out atmospheric pollutants while allowing off-gassing on the fourth side. This provides easy access to the original document without cutting the pocket (some companies weld all four sides).



This construction allows for a flat book block and reinforces the binding edge for added strength and years of service. Available in custom sizes, the Pocket dimensions will match the 'book block' dimensions with a 1½" or 1¼" binding margin.

ARCHIVAL RECORDER BINDERS

Volumes are hand-cased at 250 pages or less and pockets are punched (on the binding edge). Books with large capacities may be split to account for the weight of the Mylar. Kofile punches pockets to any hole specifications and can repair/replace index tabs.



Kofile manufactures binder components at 1/4" incremental capacities on a per-book basis. Kofile punches sheets to any hole specifications and repair/replace index tabs as necessary. Kofile can manufacture custom binder sizes, shapes, spines, colors, and lettering. Each binder features durable cover boards and a spine to support the pages' weight. All materials, including the cover boards and adhesives, are acid free.

Stamping

Title stamping can follow the same format/style of the originals. A stamping sheet is sent for approval. If any titling, dates, or other information from an original volume is noted in error, Johnson County Clerk is notified. Any changes are approved by Johnson County Clerk. Tooling is performed with 23-karat gold foil.

Heritage Recorder Binder

The Heritage Recorder Binder (pictured right) is a post binder, but the binding can also be sewn. This binder is available in various colors in genuine or imitation leather, or canvas. Cover printing is foil on the leathers and hot stamp printing on the canvas.



ARCHIVAL DIGITIZATION


Imaging a document and digitizing a collection creates an electronic representation of the original archival record. This process is

not meant to replace the archival record, but to aid in its preservation. The image serves as a reference tool and is a back-up if the original is damaged or destroyed.

Archival digitization includes capture and processing (custom image enhancement and cleanup) and optimization for access. Security backups are captured on archival microfilm with a Life Expectancy (LE) of 500 years.

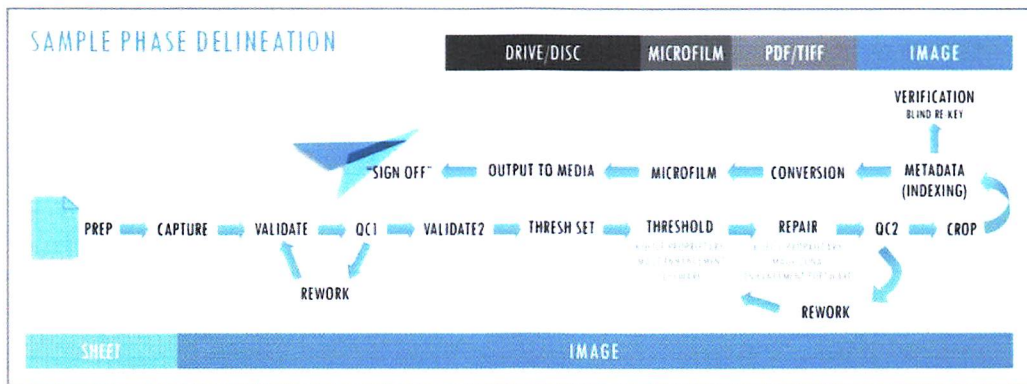
Kofile's services are unique because materials are addressed according to their conditions and fold endurences without blind, automatic scanner feeds. Technicians are trained to handle fragile and historical documents and use the best hardware and software available. Many projects involve re-work for collections already imaged or indexed by low-bid vendors. With Kofile, images are the highest quality and are free of distortion and loss of information due to image capture.

Kofile always defaults to U.S. National Archives and Records Administration (NARA) technical guidelines for digitization. Upon request, Kofile stores an electronic security back up of all images in case of loss, damage, or destruction by fire or natural disaster.



What would this image look like if scanned "AS IS"?

Imaging WITHOUT Conservation



IMAGING OVERVIEW

Operators observe each page during capture. For faint or illegible pages, the operator marks the page, readjusts the scanner, and employs contrast tools. If unsuccessful, the operator indicates and inserts a review form for the quality assurance team to assess. The page is marked with a "Best Possible Image Indicator" or treated with further enhancements.

Images are captured at a minimum of 300 dpi at 256 bi-tonal or gray levels. This ensures the highest image quality for documents with poor contrast and difficult-to-read information. Images accumulate as Group IV bi-tonal images in a standard TIFF or PDF format. Images are optimized and scaled for

system output.



The article implies that partial document destruction is normal. This is unacceptable and contrary to any preservation standard. Kofile has the experience and expertise to handle fragile documents and address the physical preservation of the source document.

Source: Higgins, Jessie. "Recorder's Office Preserving Oldest County Records by Digitizing Them. Some Century-Old Pages Crumble When Touched." Evansville Courier & Press, August 21, 2013.

IMAGE PROCESSING AND ENHANCEMENT

IMAGEPERFECT is Kofile's proprietary digital SLR-based software which utilizes proprietary algorithms, critical for capturing different densities and quality levels in a collection, to provide optimal quality and uniform images. Image Perfect measures each image at a minimum for the following attributes:

- White-on-white images
- Synchronizing images from different scanners
- Floating page cropping & segmentation
- Rotating & de-skewing images
- Tone correction
- Resolution adjustments
- Metadata Normalization

Kofile utilizes the Microsoft® SQL database as the underpinning for its production systems and IMAGEPERFECT allows operators to interactively build and edit image processing scripts, which can be saved for batch processing. Progress tracking capabilities can identify exceptions enabling supervisors to quickly and efficiently correct problems. This software automatically detects and compensates for a scanner(s) variances. The Assured Image delivers consistent, high-quality output.


IMAGEPERFECT enables repair of the currently displayed image without rescanning which could compromise image integrity, and uses custom image clean-up and enhancements such as deskew, despeckle, character repair, and zonal processing to improve legibility. Kofile maintains 100% document integrity and image control with exclusive image locking capabilities. The processing procedures will not allow for information from rescanned pages to cut and paste accidentally into the incorrect page.

Quality Targets permit operators to view image quality at scan. Images, even those scanned on different devices, are "normalized." Rather than using ad-hoc algorithms and tricks, this software measures image quality and propagates this data through the imaging chain. Quality Targets serve

as the foundation for quality assurance analysis.


Quality Targets (pictured herein) establish the baseline digital capture quality of the scanner during scanning. Therefore, Kofile can measure the digitization physics at the time of capture. IMAGEPERFECT measures each image at a minimum for:

- Target dpi
- Target Tone scale & correction
- Color Management
- Brightness/Contrast Correction
- Gamma Adjustment
- White Balancing
- Page Orientation
- Exposure uniformity
- Color reproduction data



If applicable to the project, Kofile performs negative Photostat polarity reversal (so that all characters are black on a positive background). The document certification strip (file strip) is inverted to match the polarity of the final image.

If requested, annotations are supported to allow the addition of Name, Book Type, Volume, and Page on the image. Image quality metadata is captured as part of the image header along with a secured digital signature that certifies the fidelity and integrity of every image scanned.



Examples of imaging before (L) and after (R) advanced image cleanup and enhancements.

Quality Control (QC)


Our Quality Control (QC) process ensures that all images are certified. **Each image is sight checked during QC.** Each page is checked to ensure there are no missing pages, double feeds, or "A" pages, which may have been added. Every image is inspected and a statistical, random, batch-based review of 8% of the inventory is conducted before delivery. Johnson County Clerk can receive an image log noting the steps employed.

Advanced Equipment

Kofile can scan mixed-sized and large-format documents. Kofile employs a range of scanners to tailor imaging services to the document that requires imaging. All of scanners employ page detection to adjust for varying sizes of paper and, more importantly, thicknesses to reduce "pull-throughs" on thin papers following thick bond. Fragile documents are imaged by hand and not fed through an automated Document feeder. Kofile's technicians are trained to handle fragile documents.

WideTek

This wide-format duplex scanner digitizes two-sided printed documents up to 36" in width. The scanner needs only 2.5 seconds to scan both sides of the page in a single pass at a resolution of 300 dpi. This scanner ensures the best possible gentle document transport and digitizes historical and fragile documents without damage to the source document.



ARCHIVAL INDEXING

Data integrity is essential. Kofile's proprietary indexing software and keying procedures is proven 99.25% accuracy.

Prior to indexing, Kofile conducts a comprehensive assessment of Johnson County Clerk's indexing specifications to ensure accurate and consistent indexes, guaranteeing quick searches for users.

During the assessment, Kofile documents established methods of indexing specific instruments, clarifying terminology, and the standards used to enter names, dates, and other basic required information. This analysis differentiates the following:

- Cross-indexed documents
- Differentiation between individual names & corporation names
- Government departments & agencies
- Alternate & alias names
- Abbreviations, titles, & naming consistency (e.g., hyphens, nos., spaces, & suffixes)




Kofile's quality control procedures (QC) ensure that managers and supervisors internally research and answer questions about any problematic process. Kofile will contact Johnson County Clerk for any clarification and/or decisions needed. Client involvement demonstrates Kofile's pride in building successful professional relationships.

Data Entry Procedures

Consistently keyed fields will improve document retrieval and build a dependable, searchable database. To accomplish this, two technicians separately key the same entry for every field. Software is then utilized to ensure those separate entries match. Fields that do not match are sent to a supervisor to determine the issue, after which the entry is sent to a third technician to key a final time. With this methodology, each field is blind-keyed at least twice, and up to three times.

Any amendments are communicated with Johnson County Clerk via an exception list. Some exceptions are to be expected as not all records contain all fields noted. Kofile will establish rules for these abnormalities once the project commences.

PHOTOGRAPHIC DOCUMENTATION





SCOPE OF SERVICES

General treatments and services are outlined in the following. Services are tailored to the needs of the specific item.

Preservation—Conservation Treatments, Deacidify, Encapsulate, & Bind (PRV)

- Kofile creates a permanent log (noting condition, page order, characteristics, and treatments) for each item upon receipt. Items are inspected and control numbered as necessary. A final quality check references this log.
- Dismantle volumes by hand (if applicable).
- Surface clean sheets. Tools include a microspatula, soft dusting brush, latex sponge, powdered vinyl eraser, or soft block eraser. Surface cleaning removes materials and deposits—e.g., dust, soot, airborne particulate, sediment from water damage, mold/mildew residue, active micro-organic growth, insect detritus, or biological or mineral contaminants.
- Remove any non-archival repairs, adhesives, residual glues, or fasteners to the extent possible without causing damage to paper and inks.
- Mend tears and guard burns on back side of sheets with acid free and reversible mending materials.
- Deacidify sheets (each side of each sheet) after careful testing with Bookkeepers®. This commercial solution of magnesium oxide, which neutralizes acidic inks and paper by providing an alkaline reserve (after pH and compatibility testing). Random testing ensures an 8.5 pH with a deviation of no more than $\pm .5$.
- Encapsulate each sheet in a Lay Flat Archival Polyester Pocket™. Each custom envelope is composed of Skyroll SH72S® Mylar and includes a patented lay flat design. Dimensions match the “book block” dimensions, with a 1¼” binding margin.

- Re-bind in custom-fitted and stamped archival quality binder. Each binder is manufactured on a per-book basis and sized to 1/4" incremental capacities. This binder is available with four hubs, a gold-tooled spine, and is roller shelf-compatible. A volume may return split due to the added weight of the Mylar, depending on page count.
- A dedication/treatment report is included in each binder.

Image—Archival Image Capture, Image Processing, Clean Up, & Enhancements (IM)

- Capture images at a minimum of 300 dpi at 256 gray levels, ensuring the highest quality for poor contrast and legibility. Gray-scale ensures optimum resolution for each page.
- Images accumulate as Group IV bi-tonal images in a standard PDF or TIFF format.
- IMAGE PERFECT, Kofile's proprietary software, ensures the optimum image quality with custom image clean up and enhancements such as deskew, despeckle, character repair, polarity reversal, and zonal processing.
- Crop excess blank space around image. This may involve manual cropping to insure best quality image.
- Images are named (tagged for the directory file structure) at case level by book, volume, and page (or other requested fields).
- Images are grouped (stapled) together to form documents. Cases are grouped and indexed to form documents by case number.
- Page Validation (automated PG. numbering for validation).
- If applicable, images are optimized and scaled for system output.
- If requested, annotations are supported to enable the electronic addition (either custom or Book/Volume/Page) on the digital image to assist in recording keeping.
- When multiple documents (Deeds, Birth Record, etc.) exist on a single page, images are split so that each document is viewable individually. In the case of Vitals, this service incurs additional charges.
- STITCHING: If identified, images receive stitching where necessary, such as entries that horizontally span the length of more than one page. Amendments are stitched to the appropriate Certificate and indexed in place of the original Certificate.
- Johnson County Clerk receives a MASTER (e.g., CD, DVD, ftp, flash drive) in a medium suitable to the project size.
- Kofile can hold a security copy of all images for safekeeping.

Archival Indexing (ID)

- Key and blind re-key verify documents.
- Formatting of metadata (indexes) per the requirements of the County's System vendor.
- If requested, Kofile can provide a Disaster Recovery electronic offsite backup of metadata.
- Indexing fields, as applicable, and identified here:
 - Doc type
 - Grantor
 - Grantee
 - Date
 - Property Description

PROJECT PRICING

This project is presented via TXMAS Contract No. **TXMAS-18-3602**. Please reference this number on the P.O. Without a signed agreement, prices are good for 90 days. Pricing is based on estimated page counts and condition levels. Pricing is finalized upon review at the Kofile lab. Billing occurs on actuals per mutually agreed upon pricing, not to exceed the P.O. without authorization.







Johnson County Clerk						
Project Overview						
Record Series	Volumes	Page Count	Level of Service			Estimated Total
			PRV	IM	ID	
Deed of Trust	A-B, 3-169	111,540	\$703,170.60	\$40,038.57	\$112,692.80	\$855,901.97

PURCHASING VIA TXMAS

Please reference Contract No. **TXMAS-18-3602** directly on the P.O. Kofile can prepare a 'Shopping Cart' in TxSmartBuy so Johnson County Clerk can complete this purchase. Johnson County Clerk is billed using the following TXMAS line items:

TXMAS BILLING LINE ITEMS						
Part No.	NIGP	DESCRIPTION	UNIT	UNIT PRICE	QUANTITY	LINE TOTAL
PRV701	96272	Record Book Preservation by Page	Page	\$6.27	111,540	\$699,355.80
PRV712	96272	Conservation Treatments: Mending/Repair	Page	\$2.89	1,320	\$3,814.80
IND704	92021	Backfile Archival Indexing of Land Record / Manuscript	Doc.	\$6.74	16,720	\$112,692.80
IMG702	92030	Archival Imaging of Unbound Positive / Manuscript	Page	\$1.09	33,660	\$36,689.40
IMG713	92030	Image Splitting	Image	\$0.199	16,830	\$3,349.17
TOTAL						\$855,901.97

NOTE: PRV701 pricing discounted from original \$6.42 to \$6.27, totaling \$16,731.00.

This proposal shall be governed by the terms of use found at https://kofile.com/termsandconditions . Payment Terms: Pay 50% upon inventory pick-up with the balance due upon project completion.	
<p>CUSTOMER ACCEPTANCE</p>  <hr/> Signature of Authorized Official  <hr/> Print Name of Authorized Official  <hr/> Title of Authorized Official  <hr/> Date	<p>KOFILE ACCEPTANCE</p>  <hr/> Signature of Authorized Official  <hr/> Print Name of Authorized Official President <hr/> Title of Authorized Official March 5, 2023 <hr/> Date

ACCESSIBILITY OF RECORDS

Records held at Kofile are maintained as private and confidential material. Johnson County Clerk is guaranteed access to records via email or toll-free fax at our expense. Upon receipt of a records request, Kofile will flag the requested record and verify inventory control, pull supporting paperwork, and email/fax a response to the approved requester or alternate. The turnaround time for a records request will meet or exceed requirements.

Please note that all records (including volumes, documents, digital images, metadata or microfilm) serviced by Kofile shall remain the property of Johnson County Clerk. This policy applies to any agreement, verbal or written, between Johnson County Clerk and Kofile.

The records are not used by Kofile other than in connection with providing the services pursuant to any agreement between Kofile and Johnson County Clerk. The records are not commercially exploited by or on behalf of Kofile, its employees, officers, agents, invitees or assigns, in any respect.

Please let me know if you have any questions. We look forward to serving Johnson County Clerk and to working together for the preservation and access of its public and historical assets.

Sincerely,

Jack Morris

Jack Morris

c: (214) 729-6885

e: jack.morris@kofile.com

rac